



**UNIVERSITY OF TENNESSEE
INSTITUTE OF AGRICULTURE**

Larry Arrington, Chancellor

Faculty Senate Presentation

September 7, 2012

Celebrating **150**
years *of* land-grant universities

Teaching, discovery and outreach

Institute of Agriculture
The State is Our Campus



UT Extension

County Offices
(95)

4-H Centers (3)

Regional
Offices (3)

College of
Agricultural
Sciences & Natural
Resources



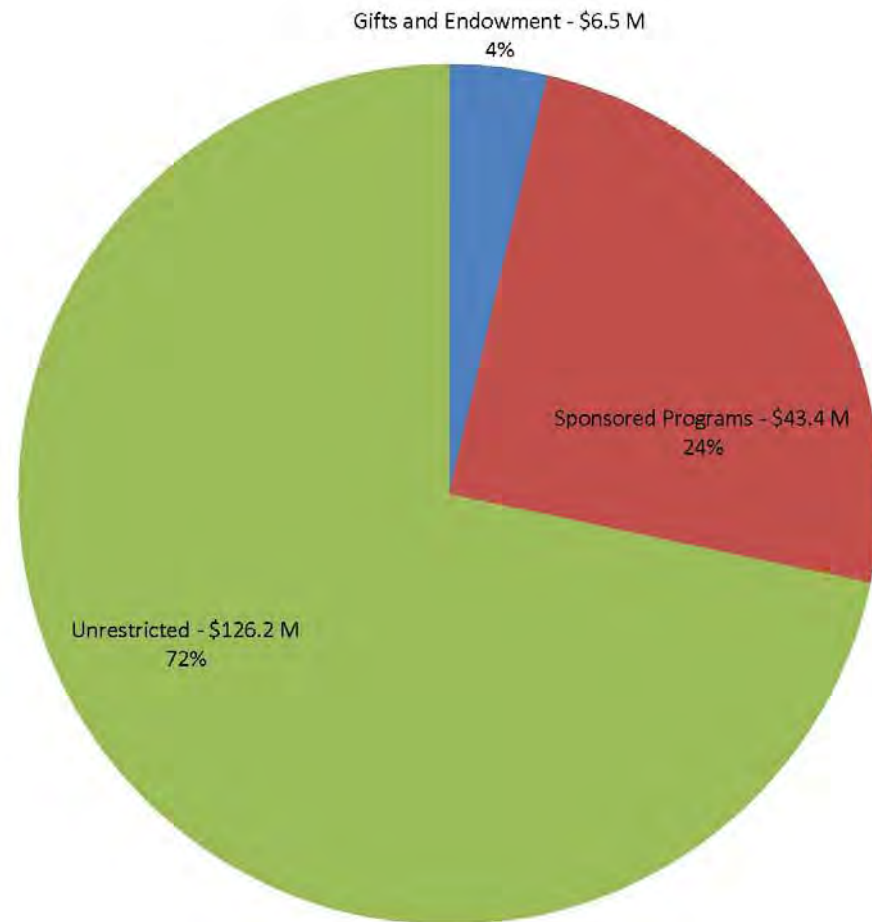
UT
AgResearch

Research &
Education
Centers (10)

College of
Veterinary
Medicine

Veterinary
Medical
Center

UTIA Expenditures FY 2012



UT AgResearch and Extension Funding for FY2011



Funding Source

Gifts & Fees	\$9,173,651
County	\$12,484,807
Federal	\$13,817,123
Grants & Contracts	\$29,147,371
State	\$54,218,537

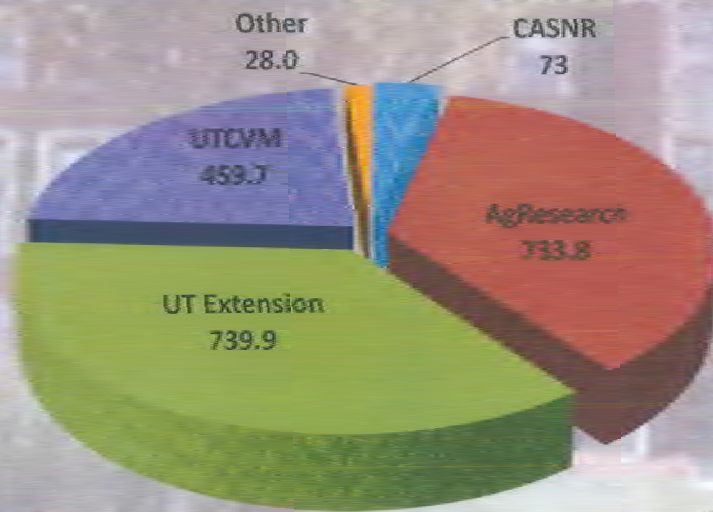


Total FY11 Funding \$118,841,489

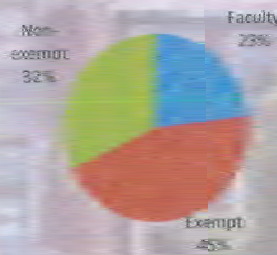


Sen. Lamar Alexander

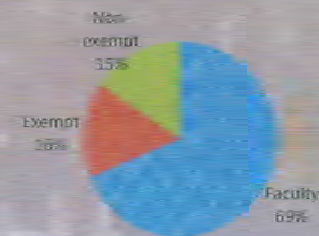
The University of Tennessee Institute of Agriculture Employee Full-time Equivalents (FTEs) by Unit



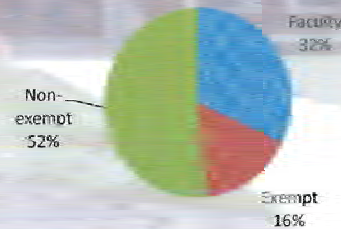
AgResearch



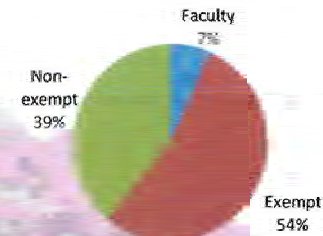
CASNR



UTCVM



UT Extension



2034 total UTIA FTEs *

* All UTIA employees including part-time and student workers on payroll February 1, 2012

** Small graphs include only regular employees (exclude term and students)

AgResearch Highlight

- ▶ Research Excellence: Defining the AgResearch Mission
- ▶ Metrics

	2010	2011
Grant & contract submissions, \$M	123.6	226.7
Grant & contract expenditures, \$M	27.4	30.3
Refereed publications, 3-year rolling average	270	298

- ▶ Faculty Development Fellows Program
- ▶ Technology Commercialization - AgInnovations
- ▶ UT Organic Agriculture - Ranked Top Five

CVM Highlights

- ▶ 1 of 28 CVMs
- ▶ First class enrolled in 1976 – We have graduated 33 classes (2009 alumni)
- ▶ Target class size – 85
 - ▶ 2/3 Tennessee residents
 - ▶ 80 % female
- ▶ First attempt Pass Rate on NAVLE
 - ▶ Tennessee 95.7%
 - ▶ National 92.9%
- ▶ Veterinary Medical Center Caseload (2010-11)

▶ Small Animal	14,664
▶ Exotic Animal	2,678
▶ Large Animal	3,011
▶ Field Services	9,661

UT Extension Highlights

- ▶ 300,000 4-Her's
- ▶ 6,000 Youth participated at camps
- ▶ 1,000 youth on campus for various programs
- ▶ 5,509,221 clientele contacts
- ▶ \$537,000,000 economic impact
- ▶ Drought response
- ▶ TSU partnership strengthens

CASNR Highlights

- ▶ Enrollment growth
- ▶ Increased diversity
- ▶ Increased quality (average ACT for CASNR student 26.35)
- ▶ Enhanced emphasis on experiential learning including international
- ▶ Demands for graduates are very high
- ▶ New scholars program

UTIA Infrastructure

□ Current

- ▶ Brehm Hall
- ▶ Food Science
- ▶ CVM Large Animal Medical Center
- ▶ Greenhouses
- ▶ 4-H Conference Center


Future

- ▶ Ellington Hall
- ▶ West Tennessee Youth Center



Challenges / Opportunities

- ▶ Meeting employer needs
- ▶ Engagement with stakeholders
- ▶ Funding model
- ▶ Employee engagement survey results



UT INSTITUTE OF AGRICULTURE

*Advancing
Plant, Animal, Human,
Environmental & Economic
Health*

Creating
SOLUTIONS
that transform life.